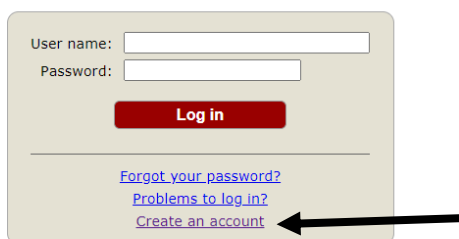


# How to submit my Abstract on Easy chair?

**Step 1:** Create an account on EasyChair

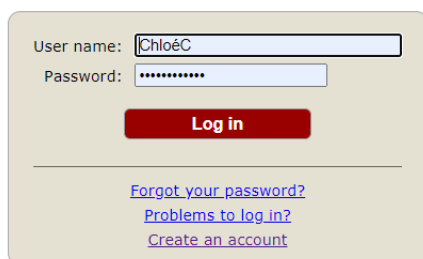


User name:   
Password:   
**Log in**  
[Forgot your password?](#)  
[Problems to log in?](#)  
[Create an account](#)

**Step 2:** Click on the link

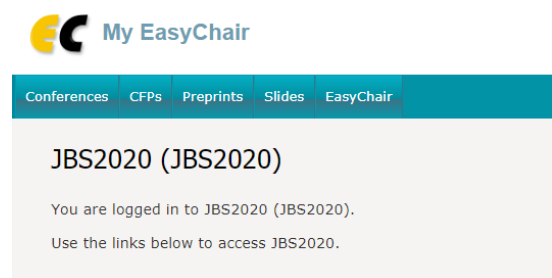
<https://easychair.org/conferences/?conf=jbs2020>

**Step 3:** Log in



User name:   
Password:   
**Log in**  
[Forgot your password?](#)  
[Problems to log in?](#)  
[Create an account](#)

**Step 4:** Make a new submission



**My EasyChair**

Conferences CFPs Preprints Slides **EasyChair**

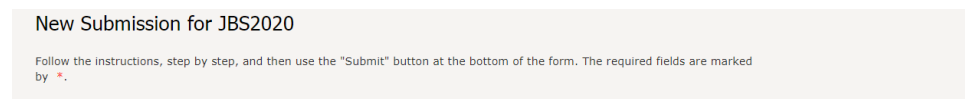
**JBS2020 (JBS2020)**

You are logged in to JBS2020 (JBS2020).  
Use the links below to access JBS2020.

Author

- [make a new submission](#)

**Step 5:** Submit



**New Submission for JBS2020**

Follow the instructions, step by step, and then use the "Submit" button at the bottom of the form. The required fields are marked by \*.

## Author Information

For each author please fill out the form below. Some items on the form are explained here:

- **Email address** will only be used for communication with the authors. It will not appear in public Web pages of this conference. The email address can be omitted for not corresponding authors. These authors will also have no access to the submission page.
- **Web page** can be used on the conference Web pages, for example, for making the program. It should be a Web page of the author, not the Web page of her or his organization.
- Each author marked as a **corresponding author** will receive email messages from the system about this submission. There must be at least one corresponding author.